

# How to create a *my* Social Security account



Securing today  
and tomorrow

## To create an account, you must:




Be at least 18 years of age



Have a Social Security number



Have an email address



# 1



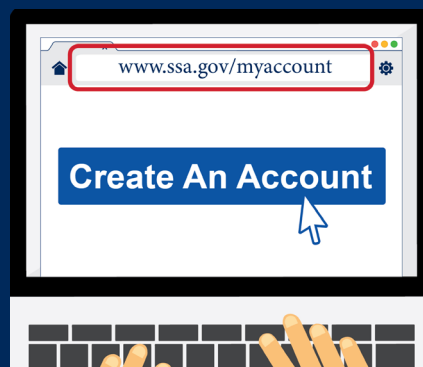
Visit [www.ssa.gov/myaccount](http://www.ssa.gov/myaccount), select the “Create an Account” button.

# 2



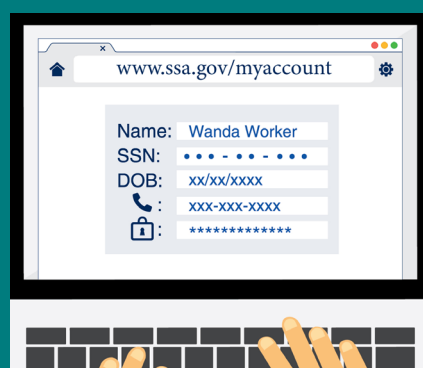
Create a credential with one of our two credential service providers, Login.gov or ID.me. If you have a Login.gov or ID.me account, you can select the appropriate button to access your personal *my* Social Security account.

# 3



If you don't have a Login.gov or ID.me account, select the “Create an Account” link to create a Login.gov credential to access your personal *my* Social Security account.

# 4



If you create a new Login.gov credential, you will still need to provide some personal information to verify your identity. You will also receive an activation code to complete the process.

# 5



Read and agree to the *my* Social Security Terms of Service prior to accessing your account.

# 6



Now that you have successfully created your personal *my* Social Security account, choose email or text under Message Center Preferences to receive courtesy notifications for notices and messages from us.

**Note:** If you have previously verified your identity with our credential service providers Login.gov or ID.me, you do not need to verify your identity again with us. Many online services can now be accessed overseas with an ID.me account. Please visit [www.ssa.gov/foreign](http://www.ssa.gov/foreign) for more information.

To learn more, read *How to Create an Online Account* at [www.ssa.gov/pubs/EN-05-10540.pdf](http://www.ssa.gov/pubs/EN-05-10540.pdf).

## Create Your Account Today!

SSA.gov



Social Security Administration | Publication No. 05-10378

April 2024 (Recycle prior editions)

Produced at U.S. taxpayer expense